

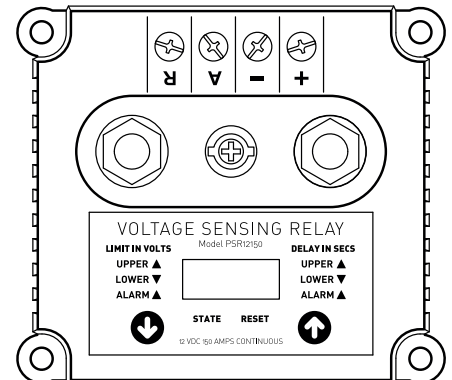
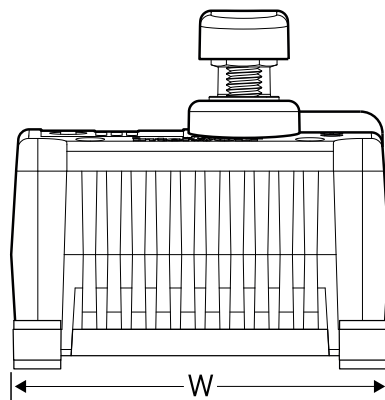
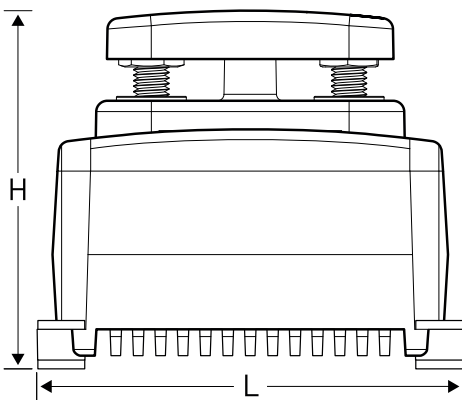


The PSR is a user adjustable voltage sensing relay. Electrically isolated, non-polarised and bi-directional, features previously unheard of in any other solid state relay devices. Additionally the PSR has the major benefit of being able to change from normally open or normally closed, all literally, at the touch of a button.

Application Voltage	12VDC System / 24VDC System
Operating Voltage	Sensing: 9VDC Minimum, 38VDC Maximum Switching: 33VDC Maximum
Continuous Contact Rating	150 Amps Maximum (rated @ 40°C)
Momentary Contact Rating	500 Amps DC for 10 seconds @ 10% duty cycle
Contact State	User selectable, normally open or closed
Environmental Protection	To IP67 (internal components only)
Electrical Protection	Thermal Overload shutdown – auto reset Low Voltage – disconnect
Standby Current Draw	10mA @ 13.5VDC and 23mA @ 27.0VDC
Standby Current Draw (with display ON)	35mA @ 13.5VDC and 55mA @ 27.0VDC
Operating Temperature	Ideally -25°C to +50°C
Alarm Output Signal	Equal to input voltage to 200mA maximum
Operating Humidity	Ideally should not exceed 95%
Enclosure Housing	E-coated A360 (ADC 3) die cast aluminium
Enclosure Cover and Terminal Protector	Injection moulded electrical grade ABS/PC
Load Terminals	Tin plated copper stud, stainless hardware. M8
Control Terminals	Tin plated brass contact, stainless hardware. M3
Dimensions	Footprint – 86mm x 97mm overall Profile – 81.5mm (including terminal cover)
Weight	505 Grams

Models	MODEL	NOM. VOLTAGE	INPUT VOLTAGE	CONTINUOUS RATING	PEAK RATING
	PSR12150	12VDC	9-38VDC	150 Amps @ 40°C	500 Amps – 10 Secs
	PSR24150	24VDC	9-38VDC	150 Amps @ 40°C	500 Amps – 10 Secs

Length	Width	Height
97mm	86mm	81.5mm



Proudly distributed by:



16 Parkinson Lane
O'Connor WA 6163
Australia

Phone +61 8 9331 3100
Fax +61 8 9331 5150
Email mail@amelec.com.au
Web www.amelec.com.au