



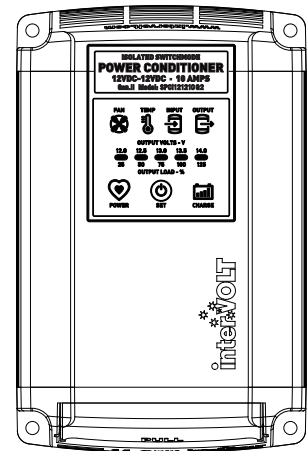

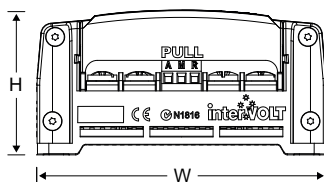
The SPCi GEN II Maxi Series are, in fact, a converter, stabiliser, isolator and regulator with the added advantage of galvanic isolation. With digital over analogue topology the GEN II range allows the installer/operator to control and monitor various functions and provides valuable feedback on the status of the connected load.

\* Based on a 50% duty cycle at 5 minute intervals over and above the continuous load rating.  
 \*\* Based on a peak surge rating of 5 seconds over and above the continuous load rating.  
 \*\*\* Battery charger mode only

Input Voltage Range	10.5 - 16 VDC initial (will dip to 9V during operation)
Contin.Load Rating @40°C	20 Amps
Inter.Load Rating @40°C	<125%*
Peak Load Rating @40°C	125%**
Output Voltage	User adjustable 12.0V to 14.0V in 0.5V increments
In Battery Charging Mode	2 Stage – boost 14.4V, float 13.6V
Standby Current Draw	85 mA nominal
Power Conversion	Typically 91%
Efficiency @ 25°C	
Output ripple	Less than 20 mV Peak to Peak
Operating Temperature	Ideally -25°C to + 50°C
Operating Humidity	Ideally less than 90%
Materials - Enclosure	6063-T5 aluminium dye anodised
Enclosure End Caps	Injection moulded electrical grade ABS/PC plastic
Diagnostics	Custom operator interface
Diagnostic Indicator	Tri-colour LED – monitoring standby mode, load on, short circuit and temperature
Electrical Protection	Transient Voltage - Filtering – Purpose designed circuit Over Load/Short Circuit shutdown – auto reset Input Under Voltage shutdown – auto reset Over Temperature shutdown – auto reset Negative Disconnect shutdown – auto reset Output Over Voltage – Internal Fuse – Zener crowbar*** Input Reverse Polarity – Internal Fuse – Diode bypass
Termination	Screw Terminal – M5 with 304 SS Combination screw
Conformity	EMC – IEC 61204-3 and AS/NZS CISPR 11 G1, CB
Certification	EMC – Australian C Tick mark and European CE mark

MODEL	ISOLATED	INPUT VOLTAGE	OUTPUT VOLTAGE	CONTINUOUS RATING
SPCi121210G2	Yes	10.5 – 16VDC (will dip to 9V)	12.0 – 14.0V	10 Amps @ 40°C
SPCi121220G2	Yes	10.5 – 16VDC (will dip to 9V)	12.0 – 14.0V	20 Amps @ 40°C

	Length	Width	Height	Weight
SPCi121210G2	170mm	110mm	55mm	830 grams
SPCi121220G2	230mm	110mm	55mm	1150 grams



Proudly distributed by:



16 Parkinson Lane  
 O'Connor WA 6163  
 Australia

**Phone** +61 8 9331 3100  
**Fax** +61 8 9331 5150  
**Email** [mail@amelec.com.au](mailto:mail@amelec.com.au)  
**Web** [www.amelec.com.au](http://www.amelec.com.au)