





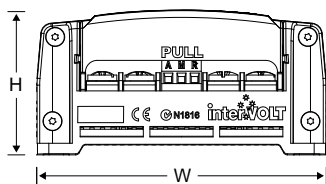
Input Voltage Range	20 - 33 VDC initial (will dip to 17V during operation)
Contin.Load Rating @40°C	20 Amps
Inter.Load Rating @40°C	<125%*
Peak Load Rating @40°C	125%**
Output Voltage	User adjustable 24.0V to 28.0V in 1.0V increments
In Battery Charging Mode	2 Stage – boost 28.8V, float 27.2V
Standby Current Draw	85 mA nominal
Power Conversion	Typically 91%
Efficiency @ 25°C	
Output ripple	Less than 20 mV Peak to Peak
Operating Temperature	Ideally -25°C to + 50°C
Operating Humidity	Ideally less than 90%
Materials - Enclosure	6063-T5 aluminium dye anodised
Enclosure End Caps	Injection moulded electrical grade ABS/PC plastic
Diagnostics	Custom operator interface
Diagnostic Indicator	Tri-colour LED – monitoring standby mode, load on, short circuit and temperature
Electrical Protection	Transient Voltage - Filtering – Purpose designed circuit Over Load/Short Circuit shutdown – auto reset Input Under Voltage shutdown – auto reset Over Temperature shutdown – auto reset Negative Disconnect shutdown – auto reset Output Over Voltage – Internal Fuse – Zener crowbar*** Input Reverse Polarity – Internal Fuse – Diode bypass
Termination	Screw Terminal – M5 with 304 SS Combination screw
Conformity	EMC – IEC 61204-3 and AS/NZS CISPR 11 G1, CB
Certification	EMC – Australian C Tick mark and European CE mark

The SPCi GEN II Maxi Series are, in fact, a converter, stabiliser, isolator and regulator with the added advantage of galvanic isolation. With digital over analogue topology the GEN II range allows the installer/operator to control and monitor various functions and provides valuable feedback on the status of the connected load.

* Based on a 50% duty cycle at 5 minute intervals over and above the continuous load rating.
 ** Based on a peak surge rating of 5 seconds over and above the continuous load rating.
 *** Battery charger mode only

MODEL	ISOLATED	INPUT VOLTAGE	OUTPUT VOLTAGE	CONTINUOUS RATING
SPCi242410G2	Yes	20 – 33VDC (will dip to 17V)	24.0 – 28.0V	10 Amps @ 40°C
SPCi242420G2	Yes	20 – 33VDC (will dip to 17V)	24.0 – 28.0V	20 Amps @ 40°C

	Length	Width	Height	Weight
SPCi242410G2	170mm	110mm	55mm	830 grams
SPCi242420G2	230mm	110mm	55mm	1150 grams



Proudly distributed by:



16 Parkinson Lane
O'Connor WA 6163
Australia

Phone +61 8 9331 3100
Fax +61 8 9331 5150
Email mail@amelec.com.au
Web www.amelec.com.au