


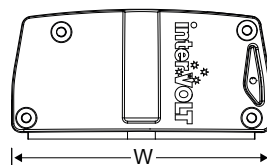



Input Voltage Range	17 - 33 VDC
Contin.Load Rating @30°C	8 Amps @ 13.6 VDC
Peak Load Rating @30°C	12 Amps @ 13.6 VDC
Output Voltage - Low	12.5 VDC nominal
Output Voltage - High	13.6 VDC nominal
Standby Current Draw	<20 mA
Power Conversion	Typically 93%
Efficiency @ 30°C	
Output ripple	Less than 20 mV Peak to Peak
Operating Temperature	-25°C to + 45°C
Operating Humidity	Ideally less than 90%
Materials - Enclosure	Marine grade aluminium dye anodised
Materials - End Caps	Injection moulded electrical grade ABS/PC plastic
Materials - Terminal Cover	Extruded temperature resistant ABS
Diagnostic Indicator	Tri-colour LED – monitoring input voltage, overload, short circuit and temperature.
Electrical Protection	Transient Voltage - Filtering – Purpose designed circuit Overload/Short Circuit shutdown – auto reset Input Under Voltage shutdown – auto reset Over Temperature shutdown – auto reset Output Over Voltage – Internal Fuse – Zener crowbar Input Reverse Polarity – Internal Fuse – Diode bypass
Termination	Power – 6-32 UNC H/D screw terminal.
Conformity	Australian AS/NZS CISPR 11. European EN55011. International CISPR11 and IEC61204-3
Certification	EMC – Australian C Tick mark and European CE mark

The SVC and SVCi Mini Series range was developed to fulfil the need for a small device to power low current electrical and electronic equipment in transport applications. Utilising the unique Mini Series housing design, these devices are not only stylish but compact, efficient and installer friendly.

Models	MODEL	ISOLATED	INPUT VOLTAGE	OUTPUT VOLTAGE	CONTINUOUS RATING
	SVCi241208	Yes	19 – 33VDC	12.5/13.6VDC	8 Amps @ 30°C

	Length	Width	Height	Weight
SVCi241208	170mm	80mm	40mm	418 grams



Proudly distributed by:



16 Parkinson Lane
O'Connor WA 6163
Australia

Phone +61 8 9331 3100
Fax +61 8 9331 5150
Email mail@amelec.com.au
Web www.amelec.com.au