



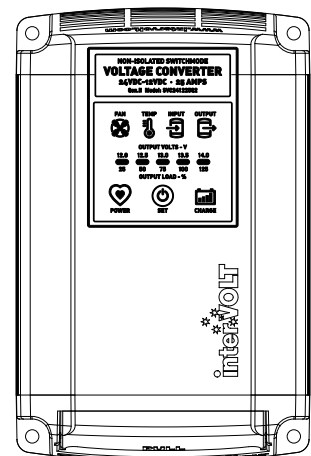
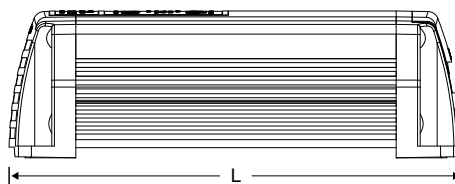
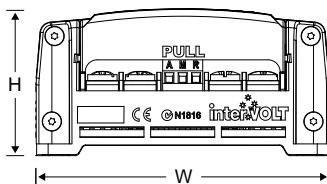
Input Voltage Range	20 - 33 VDC initial (can dip to 17V during operation)
Contin.Load Rating @40°C	15 Amps
Inter.Load Rating @40°C	<125%*
Peak Load Rating @40°C	125%**
Output Voltage	User adjustable 12.0V to 14.0V in 0.5V increments
In Battery Charging Mode	2 Stage – boost 14.4V, float 13.6V
Standby Current Draw	85 mA nominal
Power Conversion	Typically 91%
Efficiency @ 25°C	
Output ripple	Less than 20 mV Peak to Peak
Operating Temperature	Ideally -25°C to + 50°C
Operating Humidity	Ideally less than 90%
Materials - Enclosure	6063-T5 aluminium dye anodised
Enclosure End Caps	Injection moulded electrical grade ABS/PC plastic
Diagnostics	Custom operator interface
Diagnostic Indicator	Tri-colour LED – monitoring standby mode, load on, short circuit and temperature
Electrical Protection	Transient Voltage - Filtering – Purpose designed circuit Over Load/Short Circuit shutdown – auto reset Input Under Voltage shutdown – auto reset Over Temperature shutdown – auto reset Negative Disconnect shutdown – auto reset Output Over Voltage – Internal Fuse – Zener crowbar*** Input Reverse Polarity – Internal Fuse – Diode bypass
Termination	Screw Terminal – M5 with 304 SS Combination screw
Conformity	EMC – IEC 61204-3 and AS/NZS CISPR 11 G1, CB
Certification	EMC – Australian C Tick mark and European CE mark

The isolated version ensures complete DC - DC electrical isolation, that is, no common connection between the input and output whatsoever. Isolated converters will eliminate line interference, increase electrical safety with improved circuit protection and reduce voltage transients. This means peace-of-mind when connecting sensitive and often expensive, high-end electronic equipment to the output.

* Based on a 50% duty cycle at 5 minute intervals over and above the continuous load rating.
 ** Based on a peak surge rating of 5 seconds over and above the continuous load rating.
 ** Battery charger mode only.

MODEL	ISOLATED	INPUT VOLTAGE	OUTPUT VOLTAGE	CONTINUOUS RATING
SVCi241215G2	Yes	20 – 33VDC (will dip to 17V)	12.0 – 14.0V	15 Amps @ 40°C
SVCi241225G2	Yes	20 – 33VDC (will dip to 17V)	12.0 – 14.0V	25 Amps @ 40°C

	Length	Width	Height	Weight
SVCi241215G2	170mm	110mm	55mm	750 grams
SVCi241225G2	230mm	110mm	55mm	1150 grams



Proudly distributed by:



16 Parkinson Lane
 O'Connor WA 6163
 Australia

Phone +61 8 9331 3100
Fax +61 8 9331 5150
Email mail@amelec.com.au
Web www.amelec.com.au